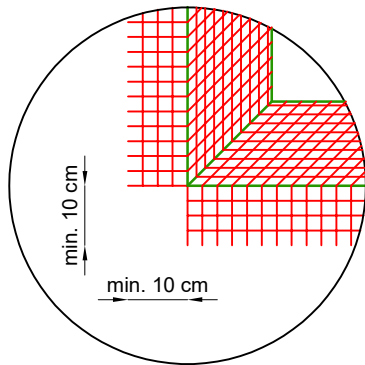
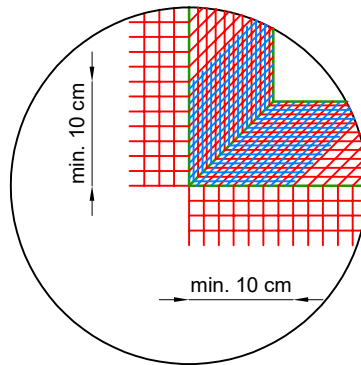


DETALIUL A - ORDINEA EXECUTIEI ARMARII CU PLASA IN JURUL TOCURILOR

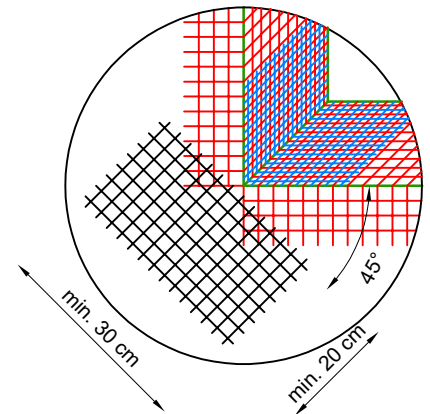
ETAPA 1
Armarea muchiilor
tocurilor



ETAPA 2
Armarea colturilor interne



ETAPA 3
Armarea in diagonala la colturi



ETAPA 4
Armarea intregii suprafete a fatadei



Atentie:

Rosturile dintre placi nu trebuie sa fie in prelungirea tocului usii sau ferestrei